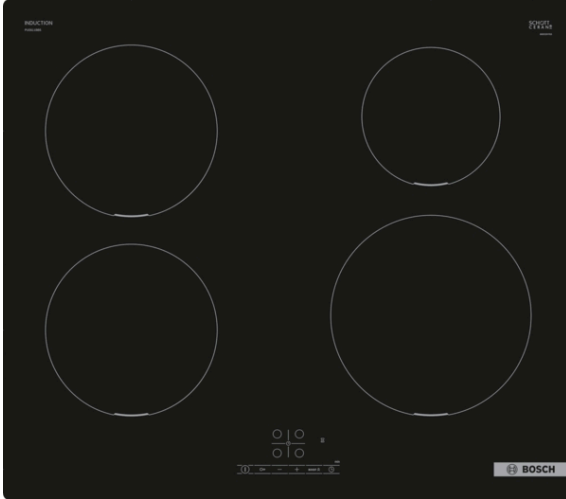


**Series 4, Induction Hob, 60 cm, ,
PUE611BB5B**



The induction hob: cook fast, clean and safely while using very little energy.

- **Induction:** Fast, precise cooking, easy cleaning and low energy consumption.
- **TouchSelect:** Selection of the desired cooking zone and easy setting of the desired power level.
- **PowerBoost:** Up to 50% more power for faster heating.
- **ReStart:** if something boils over, the cooktop automatically turns itself off and saves the last selected setting.
- **ChildLock:** locks the control panel to prevent accidental changes in settings.

Technical data

Product name/family : Cooking zone ceramic

Construction type : Built-in

Energy input : Electric

Total number of positions that can be used at the same time : 4

Min. required niche size for installation (HxWxD) : 51 x 560-560 x 490-500 mm

Width of the appliance : 592 mm

Dimensions : 51 x 592 x 522 mm

Dimensions of the packed product (HxWxD) : 126 x 753 x 608 mm

Net weight : 9.2 kg

Gross weight : 11.4 kg

Residual heat indicator : Separate

Location of control panel : Hob front

Basic surface material : Ceramic

Color of surface : Black

Length electrical supply cord : 110 cm

Sealed Burners : No

heating with booster : All cooking zones

Power of heating element (kW) : 1.8 kW

Power of 3rd heating element (kW) : 1.8 kW

Power of 5th heating element (kW) : 1.4 kW

Power of heating element (kW in boost) : [3.1] kW

Power of 3rd heating element (kW in boost) : [3.1] kW

Power of 5th heating element (kW in boost) : [2.2] kW

Connection Rating : 3700 W

Voltage : 220-240 V

Frequency : 50; 60 Hz

Main colour of product : Black

Energy input : Electric

Plug type : GB plug

Appliance Dimensions (h x w x d) (in) : + x x

Dimensions of the packed product : 4.96 x 23.93 x 29.64

Net weight : 20.000 lbs

Gross weight : 25.000 lbs

Total number of positions that can be used at the same time : 4

Length electrical supply cord : 110 cm

Min. required niche size for installation (HxWxD) : 51 x 560-560 x 490-500 mm

Dimensions : 51 x 592 x 522 mm

Dimensions of the packed product (HxWxD) : 126 x 753 x 608 mm

Net weight : 9.2 kg

Gross weight : 11.4 kg

Series 4, Induction Hob, 60 cm, , PUE611BB5B

The induction hob: cook fast, clean and safely while using very little energy.

- 60 cm: space for 4 pots or pans.

Flexibility of cooking zones

- Cooking zone front left: 180 mm, 1.8 KW (max. power 3.1 KW)
- Cooking zone rear left: 180 mm, 1.8 KW (max. power 3.1 KW)
- Cooking zone rear right: 145 mm , 1.4 KW (max power 2.2 KW)
- Cooking zone front right: 210 mm, 2.2 KW (max. power 3.7 KW)

Comfort & Convenience

- TouchControl +/- (EasyTouch): control the power with imprinted +/- touch buttons.
- Variable 17-stage power settings for each zone: precisely adapt the heat with 17 power levels (9 main levels and 8 intermediate levels).
- on device: switches off the cooking zone at the end of the time set (e.g. for boiled eggs).
- on device: an alarm sounds at the end of the time set (e.g. for pasta).

Time saving & efficiency

- Boost setting for all zones
: boil water more quickly thanks to 50% more energy than at the highest standard level.
- yes: when switching on, the hob automatically selects the cooking zone with cookware (placed in off-mode).
- yes: in case of unintentional switch-off, restore all previous settings by switching on the hob again within 4 seconds.
- yes: quickly switch off a cooking zone with one longer touch.

Design

- Frameless design

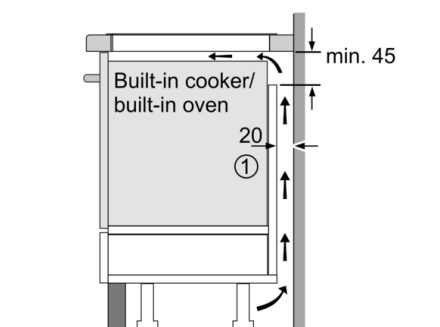
Safety

- 2 stage Hh residual heat indicator for each zone: indicates which cooking zones are still hot or warm.
- Safety lock: prevent unintended activation of the hob.
- Main on/off switch: switch off all cooking zones at the touch of a button.
- Automatic safety switch-off: for safety reasons, heating stops after a preset time without interaction (customizable).

Installation

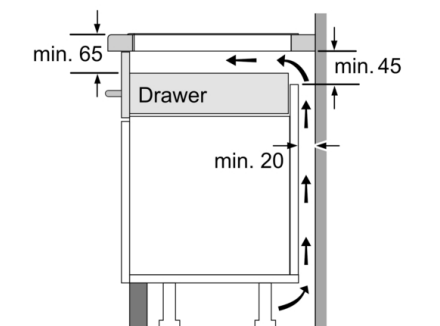
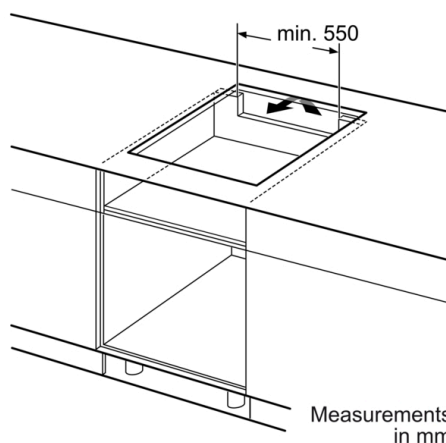
- Dimensions of the product (HxWxD mm): 51 x 592 x 522
- Required niche size for installation (HxWxD mm) : 51 x 560 x (490 - 500)
- Min. worktop thickness: 16 mm
- Connected load: 3700 W
- power management function: limit the maximum power if needed (depends on fuse protection of electric installation).
- Power cord 1.1 m Cable with plug: plug and play, no electrician required for installation.

Series 4, Induction Hob, 60 cm, , PUE611BB5B



①
Ventilation gap must
be present

All measurements in mm



Measurements in mm