

Series 8, Wall-mounted Extractor Hood, 90 cm, clear glass black printed DWF97RV60



Flat design hood: always keep an eye on your pots and pans with this design highlight.

- **Home Connect:** hoods with smart connectivity for an easier everyday life.
- **PerfectAir sensor:** automatic control of settings for maximal extractor performance with minimal noise.
- **EcoSilence Drive:** our highly efficient motor saves on energy, not on performance.
- **Hob-based hood control:** Convenient control of cooker hood functions via the hob.
- **Especially silent:** maximal extractor performance with minimal noise

Technical data

Typology : Wall-mounted
 Height of product, without chimney : 430 mm
 Net weight : 25.5 kg
 Type of control : Electronic
 Number of speed settings : 3-stage + 2 intensive
 Maximum output air extraction : 394 m³/h
 Boost position output recirculating : 404 m³/h
 Maximum output recirculating air : 249 m³/h
 Boost position air extraction : 717 m³/h
 Number of lights : 2
 Noise level : 57 dB(A) re 1 pW
 Diameter of air outlet : 120 / 150 mm
 Grease filter material : Washable aluminium
 Odour filter : No
 Operating Mode : Convertible
 Delay Shut off modes : 1 min
 Optional accessories : DZZ0XX0P0, DZZ1XX1B6, DWZ0AF0R0, DWZ0AF0S0, DWZ0AX5K0, DWZ1AF1V6, DWZ0AX5L0, DWZ1AF1B6, DWZ1AF1I6, DWZ1AX5C6, DWZ1AX6E1
 Type of lamps used : LED
 Grease filter type : Kasette
 Connection Rating : 146 W
 Fuse protection : 10 A
 Voltage : 220-240 V
 Frequency : 50; 60 Hz
 Plug type : Gardy plug w/ earthing
 Installation typology : Wall-mounted
 Material body : Glass, Lacquered
 Plug type : Gardy plug w/ earthing
 Dimensions of the product, with chimney (if exists) (in) : / x x
 Dimensions of the packed product : 21.25 x 29.13 x 40.94
 Net weight : 56.000 lbs
 Gross weight : 73.000 lbs
 Motor location : Integrated motor in hood body
 No-return airflow flap : Yes
 Dimensions of the product, with chimney (if exists) : 550 x 890.0 x 263.0 mm
 Dimensions of the packed product (HxWxD) : 540 x 740 x 1040 mm
 Net weight : 25.5 kg
 Gross weight : 33.0 kg

Series 8, Wall-mounted Extractor Hood, 90 cm, clear glass black printed DWF97RV60

Flat design hood: always keep an eye on your pots and pans with this design highlight.

Energy efficiency class

- Energy Efficiency Class: B*
- Average Energy Consumption: 40 kWh/year*
- Blower Efficiency Class: B*
- Lighting Efficiency Class: A*
- Grease Filtering Efficiency Class: B*
- Noise max. Normal Level: 57 dB*

Design:

- Chimney extractor hood
- 90 cm
- black
- 7-segment display with control ring
- Glas plate: clear glass black printed
- Suitable for ducted or recirculating operation
- In recirculation operation chimless use possible
- For recirculated extraction a recirculating kit or a CleanAir recirculation kit (accessory) is needed
- Designed for wall mounted installation

Remote Monitoring and Control (only in countries where Home Connect service is available)

- Remote Monitoring and Control for connected home appliances and operation via smartphone or tablet (only in countries where Home Connect service is available)
- The Home Connect functionality can be extended by integrating numerous applications from external cooperation partners (partnerships)
- Voice Control enabled via popular voice assistants (only in countries where this service is available)
- cooktop
(with matching cooktop)
- None, cooktop

Comfort and Safety:

- Gas spring 3
- touch control for extractor speeds and light
- Electronic controls
- touch control with Electronic display
- Electronic controls via touch control with 2x7-segment, Electronic display
- touch control, Rotary swivel (3-stage + 2 intensive) with Electronic display, 2x7-segment
- 3-stage + 2 intensive
- 1-99 min
- 2 capture areas: front side and bottom side
- Intensive op. revert dur.: 6 min.
- Easy to clean

Technical information:

- Installation with gas hob not recommended
- Light dimmer function
- softlight dimmer function
- BLDC for Ventilation
- 2 single inlet vertical, BLDC for Ventilation
- 2 x 3W LED
- Light Intensity: 589 lux
- Colour Temperature: 3500 K
- Metal grease filter with side extraction
- grease- and charcoal filter
- Filter cover glass
- Removable metal grease filters, dishwasher safe

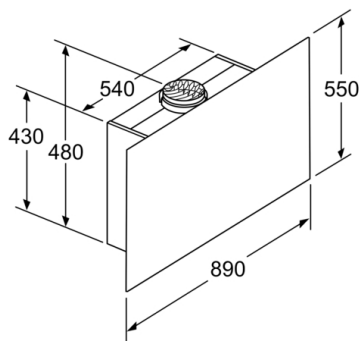
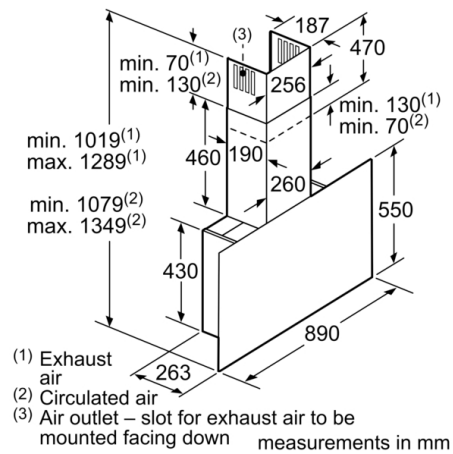
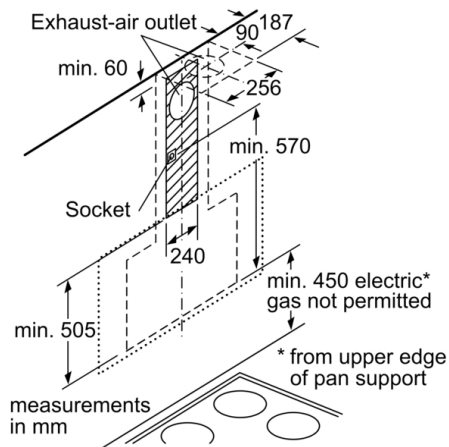
Power:

- Extraction rate according to DIN/EN 61591 ø 15 cm: max.
Normal 394 m³/h Intensive 717 m³/h
- Ducted extraction rate according to DIN/EN 61591 max. 394 m³/h
- Maximum extraction 394 m³/h
- Extraction rate exhaust air according to EN 61591:
max. normal use 394 m³/h, intensive 717 m³/h
- Noise level according to EN 60704-3 und EN 60704-2-13 at
max. normal use exhaust air: 57 dB(A) re 1 pW (44 dB(A) re 20 µPa sound pressure)
- Noise level according to EN 60704-3 and EN 60704-2-13
exhaust air:
Max. normal use: 57 dB(A) re 1 pW (44 dB(A) re 20 µPa sound pressure)
Intensive: 70 dB(A) re 1 pW (57 dB(A) re 20 µPa sound pressure)
- Diameter pipe Ø 150 mm (Ø 120 mm enclosed)
- Yes
- Max. extraction rate: 717 m³/h
- Power rating: 146 W
- Dimensions exhaust air (HxWxD): 1019-1289 x 890 x 263 mm
- Dimensions recirculating, chimney (HxWxD): 1079-1349 x 890 x 263 mm
- Dimensions recirculating with CleanAir module (HxWxD):
1209 x 890 x 263 mm - mounting with outer chimney
1279-1549 x 890 x 263 mm - mounting with telescopic chimney
- Dimensions recirculating, chimless (HxWxD): 550 mm x 890 x 263 mm

TECHNICAL INFORMATION

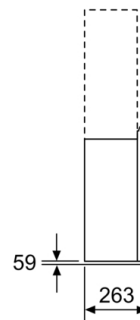
- Electrical cable length 1.3 m
- Dimensions (HxWxD): 1019 x 890 x 263 mm
- DWF97RV60
- With the Clean Air Plus recirculation kit (available as optional accessory) your appliances reaches:
Extraction rate in recirculation mode: Max. normal use: 311 m³/h
Intensive: 578 m³/h
Noise level in recirculation mode with Clean Air Plus odor filter : Max. normal use: 60 dB(A) re 1 pW
Intensive: 74 dB(A) re 1 pW

Series 8, Wall-mounted Extractor Hood, 90 cm, clear glass black printed DWF97RV60



Appliance in circulated air mode
without duct
Circulated air set required

measurements in mm



measurements in mm

