

XIM Range - Plastic Mixed Flow Fans



Key Features

Type: Plastic in-line.

Application: Commercial/ industrial.

Control options: Speed control and humidity/ PIR sensing.



XPELAIR XIM Range

Traditionally centrifugal ducted systems have been bulky and noisy but not any more.

The new low profile Xpelair XIM units provide plenty of useable power for domestic ducted applications and save space too. These models are ideal for ducted applications where space is limited

such as bathrooms, shower rooms, kitchens and other internal rooms without opening windows.

These models are ideal for ducted applications where space is limited such as bathrooms, shower rooms, kitchens and other internal rooms without opening windows.

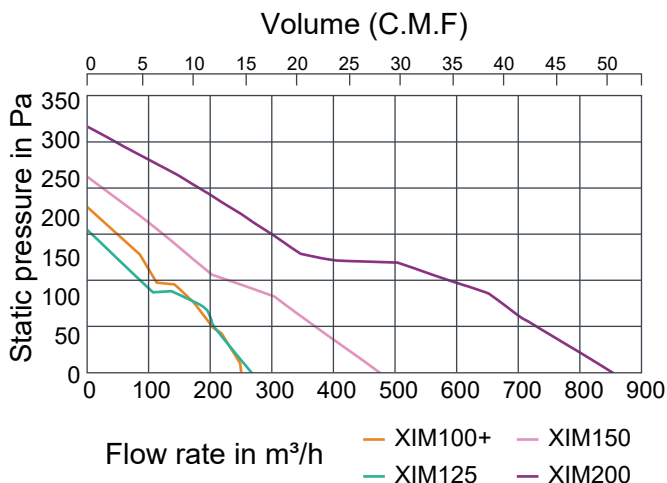
The XIM range of plastic mixed flow units offers duties for a wide range of ducted applications.

All models come complete with a convenient mounting cradle.

They are dimensionally smaller than centrifugal units and with lower sound levels these units can often eliminate the need for a silencer.

The plastic construction will not deteriorate in high humidity conditions. All models are IP55 rated. They are double insulated and suitable for 220V-240V 50Hz mains operation and suitable for operation in ambient temperatures up to 40°C and are fitted with a thermal overload protection.

Performance



Specifications

	XIM100+	XIM125	XIM150	XIM200
UK reference number:	91254AW	91255AW	91256AW	91258AW
Speeds:	2	2	2	2
Duct size diameter (mm):	100	125	150	200
Max. extract performance (m³/h):	251	265	476	845
Min. extract performance (m³/h):	190	198	358	599
Sound pressure level (dB (A)@3m) high:	22	25	39	39
Electrical power rating (W):	25	25	80	80
Weight (kg):	2.1	2.1	3.2	4.5

XIM Range - Plastic Mixed Flow Fans

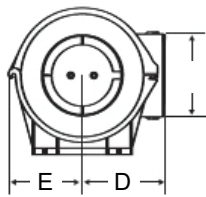
Models

XIM100+ / 125 / 150 / 200
Ref. 91245AW

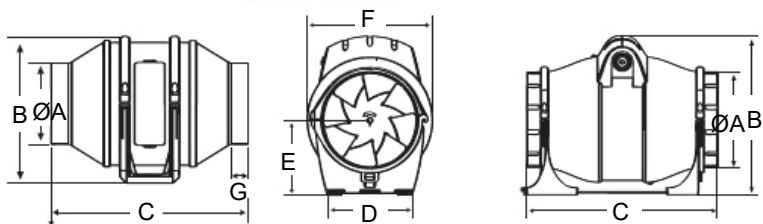
- High performance 2 speed in-line plastic fan.
- Mixed flow impeller/ guide vanes.
- Integral mounting cradle.
- Rated IPX4.
- Supply voltage: 220-240V 50Hz.

Dimensions (mm)

XIM 100+/125

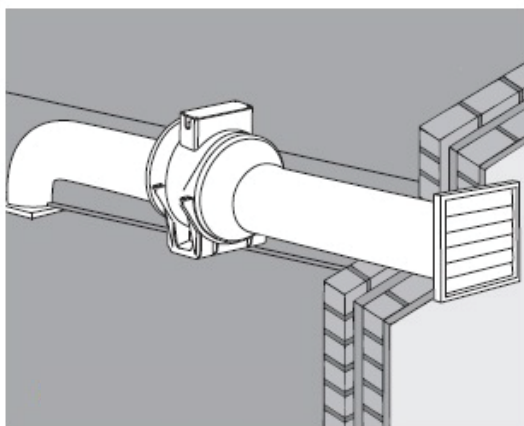


XIM 150/200



Model:	ØA	B	C	D	E	F	G
XIM100+:	98	217	262.4	100	100	168.3	21.3
XIM125:	122	217	262.4	100	100	168.3	21.3
XIM150:	147	244	293.4	130	115	192.3	21.3
XIM200:	197	278.5	363.6	142	140	230.2	51.5

Installation



XIM wall installation

Wall mounting

Flexible ducting	FD100
Flexible ducting	FD120
Flexible ducting	FD150
Flexible ducting	FD200
Wall grille	CFWG100
Wall grille	CFWG150